



New Kurt DX6A Pneumatic Vises Are Now Available

DX6A pneumatic vises combine air-actuated workholding automation with the popular DX6 CrossOver™ vise platform.

Key Features


- » Pneumatic actuation works using shop air.
- » 1/4-inch pneumatic stroke.
- » 6-inch jaw width with up to 9 inches of opening.
- » Manually actuate vise with built-in lever or remotely with an optional switches.
- » Fully automate with addition of a solenoid and DIN cable connected to a machine tool controller, PLC or robot.
- » DX vise body design with cast stationary jaw provides more stability and less deflection.
- » New lower-profile air unit.
- » Pneumatic screw kit also available as an upgrade for newer DX vise models.

The Kurt DX6A is part of our new automated DX vise series. The DX6A shares many of the same great features of Kurt's DX6 CrossOver™ vise with the addition of pneumatic actuation—allowing the vise to open and close using shop air. The Pneumatic Vise introduces premium air-actuation to our most popular 6-inch vise platform and provides shops with an affordable turn-key automation option for consistent clamping and better finished parts. The vise can be set-up semi-automated—to operate manually from the built-in lever or from a remote foot switch or hand switch—or fully-automated using a pneumatic solenoid and DIN cable.

DX Body Design

The premium, one-piece body design—now standard on all our general-purpose vises—was designed using Finite Element Analysis and has 30% Less horizontal (push back) deflection than previous DX models. DX6A Pneumatic Vises have the same bed height and key-way to the stationary jaw face as the their DX-Series counterparts along with internal improvements over older DX models including a new nut, brush seal and bearing pack design. The entire DX, DXA and DXH lineup features the proprietary Kurt AngLock® spherical segment to create all-directional alignment, reduced jaw lift and improved performance. All DX Crossover vises use sine keys for easy, accurate mounting and feature Kurt's Lifetime Ironclad Warranty.

Three Semi-Automated DX6A Pneumatic Vise Setup Options



(Above)


3 options for semi-automated operator-actuated setups:

1. Actuate using the on-vise lever with shop air running through a Kurt FRL.
2. Add an optional foot switch between the FRL and vise for remote operation.
3. Add an optional hand switch between the FRL and vise for remote operation.

DX6A Pneumatic Vise Automation


For all vise setups we recommend using a Kurt Filter Regulator Lubricator (part no. 312-06) between shop air and the vise and any switches to ensure clean, lubricated air is coming into the unit at the desired operating pressure.

Semi-automated, operator actuated setups require only shop air, a Kurt FRL, air hose and a few fittings. Optional foot or hand switches can be added between the FRL and vise for remote manual operation.

Fully-automated, machine tool controller, PLC or robot actuated setups can be configured by adding a pneumatic solenoid and a DIN cable. Contact Kurt Custom Engineered Workholding directly for help designing a fully-automated system. 



Fixed-jaw design reduces push back deflection by up to 30%.



DX vises use sine keys for accurate table locating and alignment.



Kurt Manufacturing // A Full-Service Multi-Divisional Manufacturer since 1946

9445 East River Road NW | Minneapolis, MN 55433 | workholding@kurt.com | 877.226.7823